



3+



20



0,6m



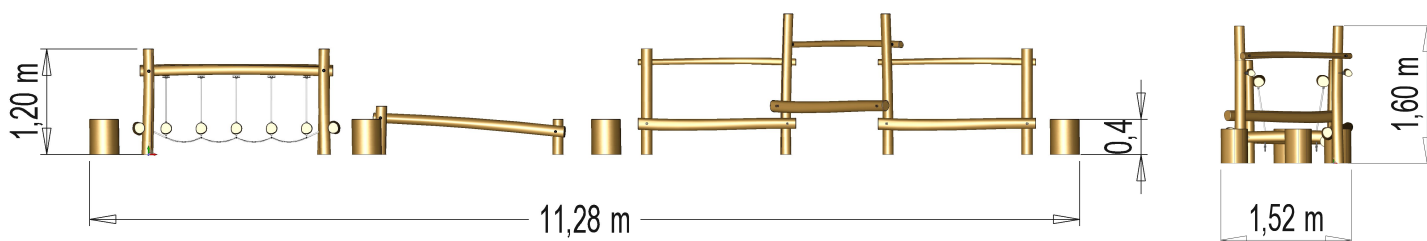

1 = 1,52m 2 = 11,28m 3 = 1,60m



Handicap moteur

Handicap sensoriel

Handicap mental



Fonctions ludiques : 9

s'équilibrer




x5

traverser



x4

- ❶ Pas japonais
- ❷ Rondins suspendu
- ❸ Poutre d'équilibre
- ❹ Sentier rondin

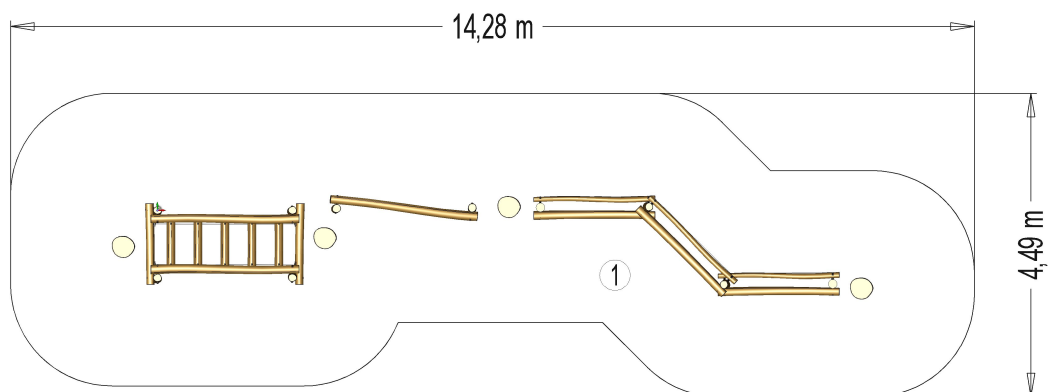


Installation de l'équipement

Zone d'impact : Surface de sol minimale requise

- Zone d'impact
- Espace libre

1	0,6m	53m ²



2	07h00	1.28m ³	53m ²	782kg	400kg

